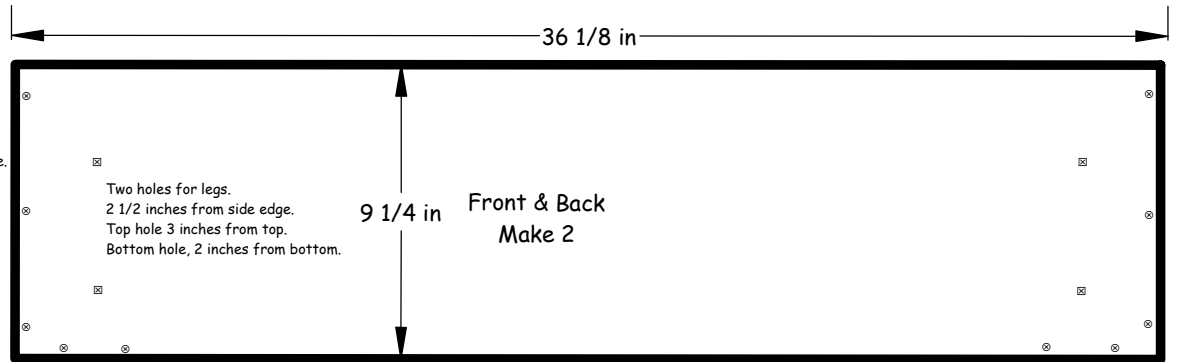
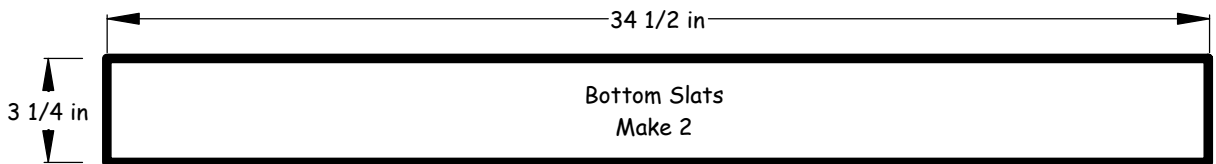
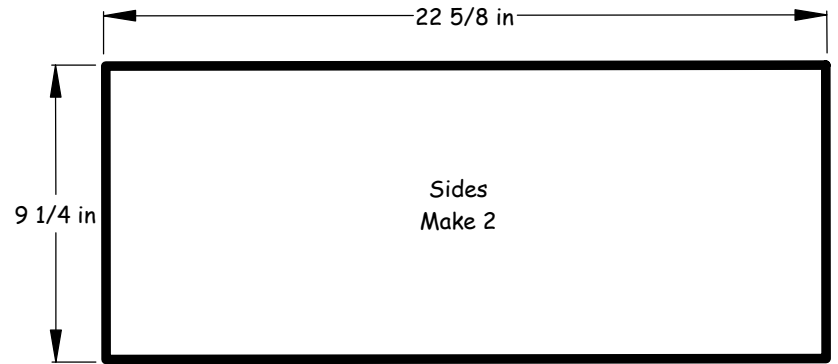
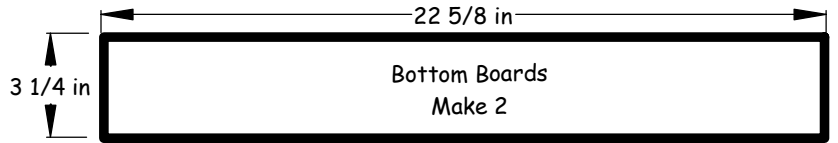
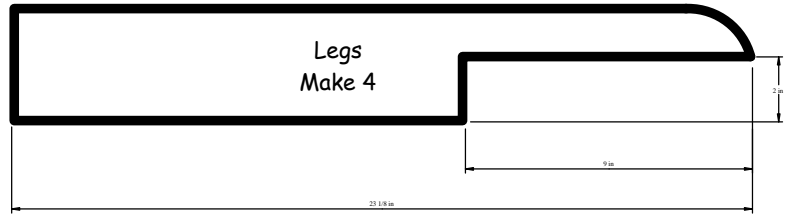


Sand & Water Table

Scale 1" = 6"



Three holes. 3/8 from the side edge.
Top hole is 1 inch from top.
Bottom is 1 inch from the bottom.
Middle hole is in the middle, about 4 5/8 inches from top or bottom.

Two holes for legs.
2 1/2 inches from side edge.
Top hole 3 inches from top.
Bottom hole, 2 inches from bottom.

Two holes. 3/8 from bottom edge.
One is 1 1/2 inches from the side edge
The other is 3 1/2 inches from the side edge.

Copyright (C) 2005, Eric R. Spitzfaden

www.ericprojects.com